



BLOTZ

28mm Desert Fort – Corner Wall

B28-ME-101


Please read these instructions fully before starting construction.

PVA or equivalent glue will be required to stick sections together.

Sand paper can be used to gently clean any joints.

A sharp modelling knife will be required to remove sections from the sprue. Please use knives with due care and remember to cut away from yourself at all times.


During the construction of this model, you may find it convenient to use pegs / elastic bands to hold pieces in place while you allow glue to dry.




Remove the pieces shown above from the sprue.




Attach them together as shown.



Add the Walkway piece.



Take the two front wall sections.



Attach these to the model.



The finished model.