



Card Slide for Box Insert #1


B00-ACC-402

Please read these instructions fully before starting construction.


PVA or equivalent glue will be required to stick sections together.

Sand paper can be used to gently clean any joints.


A sharp modelling knife will be required to remove sections from the sprue. Please use knives with due care and remember to cut away from yourself at all times.




Take all the pieces from the sprue.



Glue the thin spacer-bar between the two slopes as shown above.



Glue the slopes to the divider.



The finished card slope.