



# 10mm 3x3 Tower Block Middle

## B10-CS-262

Please read these instructions fully before starting construction.


PVA or equivalent glue will be required to stick sections together.

Sand paper can be used to gently clean any joints.


A sharp modelling knife will be required to remove sections from the sprue. Please use knives with due care and remember to cut away from yourself at all times.

During the construction of this model, you may find it convenient to use pegs / elastic bands to hold pieces in place while you allow glue to dry.


### Middle Section




Take the four walls and base from the sprue.



Glue the walls to the base as shown, aligning them using the holes / lugs provided.



Flip the whole thing upside down and glue the support lugs into place.



Take the twelve sun-screen strips from the sprue and attach three to each side of the building as shown above.